



吉林

告

吉

二〇二一 十二





“

”

(二) 专业

8

	44	1-1	1-2	12
31		1		
		1-1	0t	
1			030503	
2			030305T	
3			040106	
4			040107	
5			040108	

17			080910T		
18			070301		
19			070302		
20			071202		
21			040104		
22			080203		
23			080402		
24			080501		
25			080703		
26			080801		
27			080901		
28			080903		
29			081301		
30			081304T		
31			081801		
32			120801		
33			120204		
34			120401		
35			120201K		
36			120903		
37			120402		
38			120901K		
39			130202		
40			130204		
41			130401		
42			130502		
43			130503		
44			020305T		




" 3+3"

## 二、与件

### (一) 伍

#### 1. 伍

1283                      964                      996  
 75.14%                      21.6

2-1 V


- 2-1 W


#### 2. 伍

66                      193

26.8 . 8

W





				%				%
			/	/	4295	/	993	/
			38	58.5	272	6.3	114	11.5
	181		118	65.2	1336	31.1	363	36.6
			50	27.6	378	8.8	30	3.0
			0	0	0	0	0	0
			103	56.9	958	22.3	333	33.5

(二) 件

1. 入

2020

8625.01

2-5

2-5

	8625.01

2. 况

3.94                      0.97                      16.52                      6.3                      2

1.45                      9.6                      2-6                      5.3

2-6

	(m2)
	165184.4
	63038.4
	39405
	53063
	9678
	14473
	105726
	96154
	9572

8	585	232	32
15	15	10	3
2	89	22	157
	20576	1799	29046
			3570

2-7

2-7

	22	1070
	232	19830
	32	1799
	15	746
	15	550
	10	200
	3	240
	157	157
	8	224

	2	660
	89	3570
	585	29046

3. 体

PU

8. 47

2-8

2-8

1		2	
2		3	
3		25	
4		9	
5		10	1 PU
6		19.5	
7		20	
8		13	
9		11	
10		1	
11		1	
12		1	
13		1	
14		3	
15		1	

4. 书

	1200		3000
157.102	855	120	
300		100	
			7735
		6378	CNKI
3589937		782439	
		48	22

**5. 仪器**

	106	40	66	9
15		48		1
			34463	
14497		10390.51		1257.49

**6. 信 及利**

			2	
		DMZ		50
	21200	200	1000	
10000		10000	20	
10			32000	4500
			250	
50U	11	11		40TB
			QA	
				11

三、 与  
(一)  
1. 专业

"

2021-2025

2035

5

2

1

1

3

6

3-1

1			2013-2016	
2			2016-2020	
3			2016-2020	

4			2016- 2020	
5			2017- 2020	
6			2019	
7			2019	
8			2019	
9			2019	
10			2020	
11			2020	

2.

" + + "

" "

" "

2

" "

9

26

13

7

10

5

1

10

3-2

		JAVA		

3.

" — —

— "

2019-2022

" "

	"	"					
			"	"			"
"				"	"		
	"	"				100%	
"		"					
							"
"				"	"		
					"	"	
					4	130	
						"	"
4.	及修	况					
			993	4295			
					240		
5.							
					40		80
6.							
	"	"					
			OBE				
					"	"	

7. 业 ( )

f

2021 711

30%

8. 创 创业

2

"

"

"

"



		44	4	9	
1	11	29. 55%	8		3
	25%	27			91. 18%
		1	1	3	
	3		14		
	18		7	8	

3

3

2            与 价  
              “        ”

“ ”

3043

2746

90.24% 297

9.76%

750

86.3%

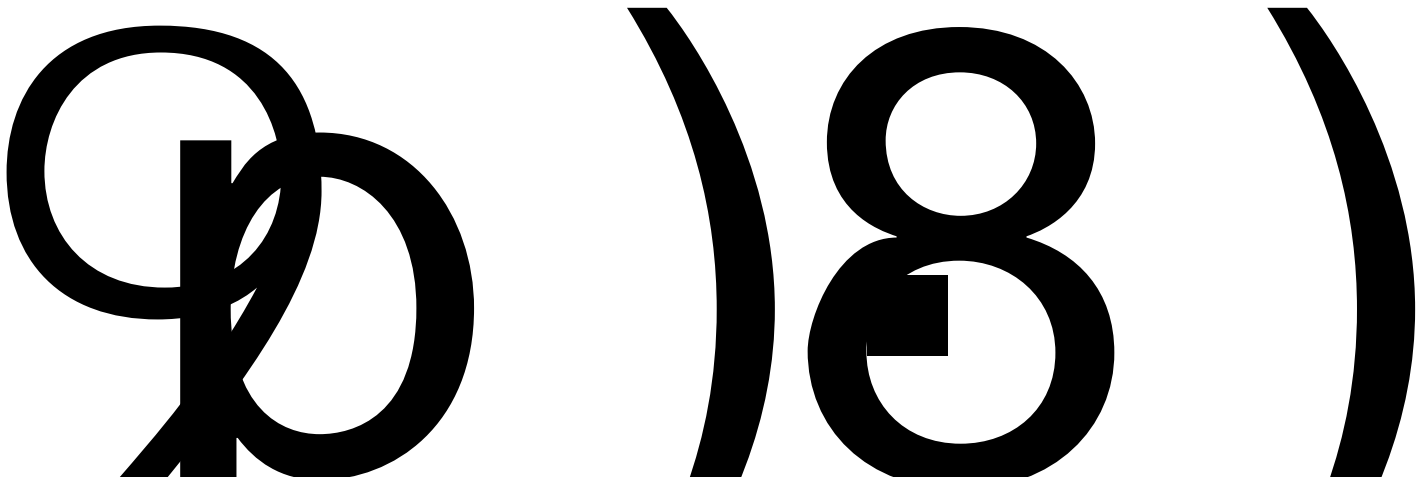
5-1

5-1


(三) 为 及 办

m h

>



" "

"

"

"

"

8

"

"

656

10

2064

5

1

8

2

(四)

分

"

"

30%

78.4%

189.1

“ ”  
(五) 专业 况

“ ”

2020 12

2021 9

2021-2025

六、 习

(一) 业 况

1. 业及 位 予 况

2021 2556 2489

97.38% 2446 95.70%

2. 况

2021 57

26 “ ” “ ” 211”

(二) 业 业 况

1. 业 作 况

“ ”

" 24365

"

68

140

4240

## 2. 业 业分

2020

2370

2020 12 23

86.33%

85.89%

12.76%

87.24%

45.83%

24.43%

6.99%

23.51%

8.06%

2.88%

6.74%

50.83%

0.64%

2021 9 13

2021

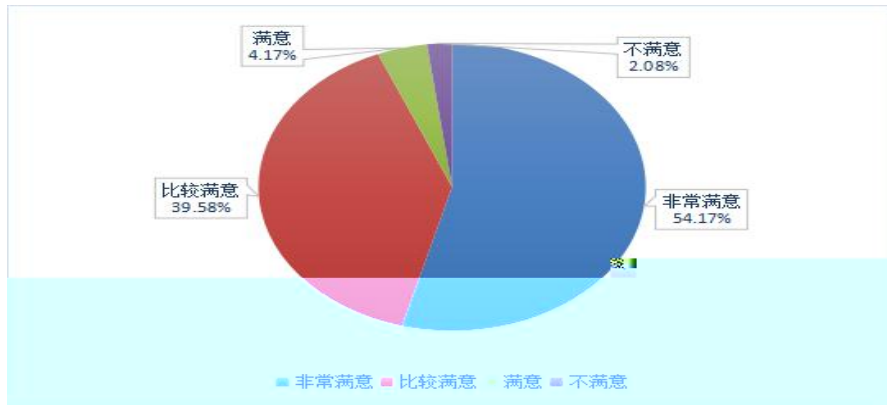
86.57%

84.78%

(三) 人单位

业

97.92%



6-1

## 七、发

6-8

MHK

"

"

"

"

"

"

"

"

"

"

"

"

"

"

" " " "

" "

" "

" "

"

" "

## 八、 决

" "

" "

"